

TEL. 9575997, 9567298

JANATA BANK LIMITED

PABX-575,

TREASURY DEPARTMENT

FAX NO. 88 02 9550438, 9564644

HEAD OFFICE, DHAKA

Exchange Rate Circular - 141

INDICATIVE

EFFECTIVE DATE: 26 Jul' 17

DATE : 26 Jul 2017
Wednesday

For Previous Rate Sheet Click

<https://goo.gl/URA0t4>

A) CROSS RATES OF SYD, TOK, HKG & S.E. ASIAN FX MARKETS AS ON 26/07/2017

	GBP/USD	EUR/USD	USD/JPY	USD/C.DLR	USD/S.FRA	AUD/USD
SELLING	1.3022	1.1644	111.8800	1.2508	0.9526	0.7904
BUYING	1.3021	1.1643	111.8900	1.2509	0.9527	0.7903

B) JANATA BANK LTD'S CASH CURRENCY & T.C TO PUBLIC TK PER UNIT OF FOREIGN CURRENCY

SELLING	CURRENCY	BUYING	SELLING	CURRENCY	BUYING
82.7000	US Dollar	81.7000	22.4000	Saudi Riyal	21.4000
105.7000	G. B. Pound	102.1000	22.0000	UAE. Dirham	21.1000
94.2000	Euro	90.9000	19.6000	MAL. Ringit	18.6000
59.5000	Sing. Dollar	58.5000	1.3000	Indian Rupee	1.2500

CASH SELLING AND BUYING RATES FOR ALL OTHER CURRENCIES WILL
BE SAME AS SELLING T.T. & O.D AND BUYING O.D. TRANSFER

SELLING		NAME OF CURRENCY	BUYING			
T.T. & O.D.	B.C.		T.T. CLEAN	T.T. DOC	O.D. SIGHT EXP. BILLS	O.D. TRANSFER
81.7000	81.7500	US Dollar	80.3000	80.2100	80.0700	79.7800
107.0669	107.1060	G. B. POUND	104.1805	104.0633	103.7586	103.4338
95.9000	95.9349	EURO	92.9234	92.8186	92.4462	92.2736
0.7261	0.7264	JP. YEN	0.7171	0.7163	0.7142	0.7121
65.8459	65.8698	CAN. DLR	64.1458	64.0739	63.8868	63.6997
85.7581	85.7896	SWISS. FRANC	84.2238	84.1293	83.8837	83.6380
65.0973	65.1211	AUS. DLR	63.4137	63.3425	63.1576	62.9726
10.5456	10.5494	H.K. DLR	10.2740	10.2625	10.2325	10.2025
60.4433	60.4653	SING. DLR	58.8529		58.6152	58.4435
2.4585	2.4594	THI. BATH	2.3938		2.3841	2.3771
19.2250	19.2320	MAL. RINGIT	18.7171		18.6415	18.5869
22.4249	22.4331	UAE. DIRHAM			21.7565	21.6928
21.9650	21.9730	SAUDI RIYAL			21.3075	21.2500
22.5563	22.5646	QATAR RIYAL				21.5847
264.8146	264.9140	KUWAIT DINAR				253.0000
218.5891	218.6687	BAHRAIN DINAR				210.0723
12.1925	12.1969	CHINESE YUAN				11.7934

D) USANCE RATE:	30 DAYS	60 DAYS	90 DAYS	120 DAYS	150 DAYS	180 DAYS
US Dollar	79.7216	79.2532	78.7848	78.3163	77.8479	77.3795
G. B. POUND	103.1509	102.5432	101.6750	101.3277	100.7200	100.1123
EURO	91.9041	91.3621	90.5877	90.2780	89.7359	89.1939


E) FORWARD RATE:		1 MONTH	2 MONTHS	3 MONTHS	6 MONTHS	1 YEAR
SELLING	US Dollar	81.9894	82.2787	82.5681	83.4361	0.0000
BUYING	US Dollar	80.5509	80.8019	81.0528	81.8056	0.0000

F) NFCD INTT RATE: EFFECT:	15.07.17 to 31.07.17	1 MONTH	3 MONTHS	6 MONTHS	12 MONTHS
US Dollar		0.97444	1.05389	1.21044	1.49594
G. B. POUND		0.00300	0.04469	0.19225	0.40238
EURO		0.00000	0.00000	0.00000	0.00000


G) LIBOR AS ON 25/07/2017, 60 DAYS 1.25667 90 DAYS 1.31667 180 DAYS 1.45389

H) INDICATIVE RATE OF 01 SDR, USD WITH NTL, CUR OF ACU MEMBERS AS IMF RATE 21/07/17	IN. RS	N. RS	SL. RS	PK. RS	'BD TK	USD
USD 1	64.3187	10.3100	153.6807	105.3978	81.0050	
SDR 1	90.1640	14.4529	215.4346	147.7500	113.5554	1.4018


Rates mentioned in row C, D, E and F are applicable only for bank's own customers.




Md. Tufail Ahmed
Officer
Prepared by



Nazneen Farhana
SPO
Checked By



Md. Mokhlesur Rahman
SPO
Authorised Signature



M.M. Awrangzeb
AGM
Authorised Signature